

# Essex County



## HARVEST FALL SHOWCASE



Project Drop-off is September 19th and 20th

Showcase is September 21st

Rain date: September 28th

Essex County Environmental Center 621 Eagle Rock Ave., Roseland, NJ

\$50 cash prizes for Best in Division and \$15 for Best in Class

## 2025 Exhibit Booklet




**RUTGERS UNIVERSITY**

**4-H Youth Development**

New Jersey Agricultural Experiment Station





## Project Entry Details:

- ✧ All Essex County Youth and Adults can enter projects from Kindergarten age to adulthood. Youth and adults will be judged separately.
- ✧ Individuals can enter up to 3 projects per class and there is no maximum for entries per division.
- ✧ Projects must be produced by the person entering.
- ✧ 4-H JUDGING uses the Danish system in which each item is evaluated against a standard. Therefore, many exhibits will receive Excellent, Very Good, or Good ratings. If there are three or more entries, one exhibit in each Division or Class may receive a rosette. All Best in Class and Division projects will be awarded prizes.
- ✧ Project Drop-off We will collect submissions for projects to be showcased Friday, September 19<sup>th</sup> between 10:00am and 2:00pm at 162 Washington St., Newark and Saturday, September 20<sup>th</sup> between 11:00am and 2:00pm at 621A Eagle Rock Ave, Roseland.
- ✧ Project Showcase is Sunday, September 21<sup>st</sup> from 11am-3pm with a rain date of Sunday, September 28<sup>th</sup>.
- ✧ Fall Project Divisions includes: Fruits & Vegetables, Outdoor/Indoor Gardening, Miscellaneous, and Food & Nutrition.
- ✧ This year we are hosting ribbon buy back! From 2:00pm-3:00pm on September 21<sup>st</sup>, participants can give back their ribbons for \$1 per ribbon. All ribbons qualify.
- ✧ Please RSVP here if you plan to submit a project, with a general list of project entrees. (not mandatory)  
<https://tinyurl.com/y3wdx9dd>
- ✧ ~~Contact here with any questions - [essex4henjaes.rutgers.edu](mailto:essex4henjaes.rutgers.edu)~~


# **DIVISION I – FRUITS, VEGETABLES & HERBS**

## **Rules:**

- Any adult or youth who has helped care for the plant is eligible to exhibit**
- Exhibitor may enter up to 3 different entrees/class**
- All picture entries must be original and must be matted on paper along with the required text typed or written in a caption -Projects may be presented in a vase, pot, or plated for display**

1. Beets – 1-2 with tops removed
2. Broccoli – 2 stalks
3. Cabbage, white or red – 1 head
4. Carrot 2 – 1 including leaves
5. Corn-2 ears
6. Cucumbers – 2
7. Eggplant – 1
8. Beans, pole or bush – 6 pods
9. Lettuce- 1 head or 3 leaves
10. Onions – 2
11. Parsnips – 2, all but 1”- 2” of tops removed
12. Peppers –2, any variety
13. Potatoes, any variety – 2
14. Pumpkin – 1
15. Radishes– 2, 1 with leaves
16. Squash, any variety – 1
17. Tomatoes- 1 large or 3 grape size
18. Turnips – 2, all but 1”-2” of tops removed
19. Gourds – 2 specimens
20. Fresh herb bundle multiple variety
21. Fresh herb bundle single variety
22. Sample of dried and crushed herbs (minimum 1 TBS)
23. Dried herb bundle
24. Herb sachet
25. One vegetable presenting unusual or freak growth Judging based on quality of specimens and condition of specimens, and presentation.

26. Arrangement of homegrown vegetables in container
27. Fruit – 2 specimens
28. Other vegetables, fruits, or herbs not listed above
29. 1 Photo of any of the items listed in this division with a description of the Photo type and location grown
30. 1 Photo of you eating your favorite fruit or vegetable including in the caption some health facts about that food.
31. Arrangement of purchased vegetables in container
32. Melons.



**Judging based on quality of specimens and condition of specimens, and presentation.**



## DIVISION II – OUTDOOR GARDENING

Rules: -See Division I Rules

1. Ageratum – 2 sprays
3. Annual phlox – 2 blooms
4. Perennial phlox – 2 blooms
5. Asters, any variety – 2 blooms
6. Calendula – 2 blooms
7. Cosmos – 2 blooms
8. Cockscomb – 2 spikes
9. Dahlia, small – 2 blooms
10. Dahlia, large – 2 blooms
11. Gaillardia – 2 blooms
12. Gladiolus – 2 spikes
13. Marigolds, large type – 2 blooms
14. Marigolds, dwarf varieties – 2 blooms
15. Nasturtiums – 2 blooms
16. Petunias, any type, mixed colors – 2 blooms
17. Scabiosa – 2 blooms
18. Snapdragons – 2 spikes
19. Verbenas – 2 blooms
20. Zinnias, large flowering, mixed colors – 2 blooms
21. Zinnias, pompons, mixed colors – 2 blooms
22. Other annual flowers – 2 blooms or 2 stalks each variety
23. Other perennial flowers – 2 blooms or 2 stalks each variety
24. Rooted cuttings, deciduous or evergreen shrubs – 2 specimens of each variety in a container
25. Fern in pot or dried
26. 1 educational video about gardening
27. Any other tree seedling less than 1 year old
28. Any other outdoor potted flowering plant
29. A compost sample (>8oz)
30. 1 Picture that helps describe you in the garden, with a paragraph explanation.
31. A garden journal Pollinator Plants (may be potted or 3 individual spikes)NEW!

Pollinator Plants (may be potted or 3 individual spikes)NEW!

32. Butterfly weed
33. Echinacea
34. Black-eyed Susan
35. Other Pollinators labeled with type
36. 1 Picture that shows off a pollinator garden you helped to grow

Farmers Corner (37-40 to be judged using Division 1 Rubric)

37. 2 Chicken eggs
38. 2 Duck eggs
39. 3 feathers from a farm animal
40. A picture of an animal you help care for. Include a short description of how you care for that animal



Judging based on quality of specimens and condition of specimens, and presentation.





## DIVISION IV – FOOD & NUTRITION

### Rules:

- Hot foods should be heated prior to drop off (judging starts at 2pm).
- Please inform project entry room staff or volunteers of special care for perishable foods.
- There may be only one entry to a class.
- Prepared mixes may not be used/ All must be homemade
- A copy of the recipe printed must accompany each entry.
- All items must be prepared by exhibitor
- Exhibitors entering a cake or a pie may enter either the whole or 1/2
- \*1 Best in Yeast Entry will be awarded a \$5 prize

1. 3 drop cookies
2. 3 rolled cookies
3. 3 cookies, squares or bars (includes brownies)
4. 3 yeast rolls
5. 1 loaf bread made with yeast\*
6. 1 loaf of corn bread
7. 3 pieces of quick bread
8. 2 decorated sugar cookies
9. Any food item made with yeast\*
10. Apple crisp
11. 1 pie
12. 1 cake
13. 3 cupcakes or muffins
14. A pumpkin pie
15. Cake, pie, or cookies made with items from your garden
16. Any other baked item not listed
17. Salad (fruit, Caesar, etc.)
18. Sandwich
19. 2 hard boiled eggs, shelled & cut in half (who can make the best egg?)
20. 1 serving of a soup or chowder
21. 1 serving of simple casserole
22. 1 serving dish of cooked vegetable



Judging based on presentation,  
taste, and creativity.

23. 1 pizza
24. 1 serving of pasta
25. 1 serving of uncooked vegetable
26. 1 plated dinner that includes the full USDA "MyPlate.org"
27. Any type of homemade candy
28. 1 dish with up to 2 ingredients from your garden
29. 1 jar of jam, jelly or marmalade or conserve
30. 1 jar salsa (>8oz)
31. 1 jar of pickled vegetables(any type)
32. 1 jar of hot sauce (>8oz)
33. 1 jar of spiced or herbal vinegar (>8oz) 3
4. 1 jar of spiced or herbal oil (>8oz)
35. 1 cup of smoothie-any variation
36. Any other fruit, snack or canned item not listed
37. 1 dinner, breakfast or lunch menu, nutritionally well balanced
38. 1 decorated hard boiled egg
39. Solar tea (>3oz)
40. Any other cooked item that is not listed
41. Crazy Critters

## Division XI – MISCELLANEOUS

### Rules:

-Exhibitor may enter up to 3 different varieties of projects in each class

-All picture entries must be original and must be matted on paper along with the required text typed or written in a caption

### Hand Craft

1. Sewing, Article Clothing
2. Sewing, Any other item
3. Any Woolen Article
4. Any Crocheted Article

### Do It Yourself

5. Handmade soaps, oils, or other body products
6. Any other DIY item

### WOODWORKING

7. A woodworking article – kit
8. A woodworking article – original COLLECTIONS
9. A collection of pictures highlighting your club members and activities
10. Coin collection
11. Any collection of five or more items which does not fit in another division.

### Clothing

12. A handmade article of clothing

### Landscaping

13. A before and after picture of a landscape you helped to redo


### Back to Nature

14. A handmade bird house
15. A birdhouse from a kit
16. A fairy house
17. A pet rock
18. A hand painted flower pot
19. Tie dyed item with natural dye
20. Tie dyed item with dye kit

21. Sun dial
22. Lego model of nature scene
23. A mud pie made of natural material
24. A garden art piece not listed
25. An educational video or presentation



Judging based on thoughtfulness,  
creativity and presentation.



**4-H is a community of young people across America who are learning leadership, citizenship and life skills. The New Jersey 4-H Youth Development Program offers everyone in grades K- 13, the opportunity to explore countless opportunities in science, arts, foods, outdoor adventure and more. 4-H is where there's fun in learning and learning is fun! Contact our office for more information about youth programs and volunteer opportunities.**



**RUTGERS UNIVERSITY**

**4-H Youth Development**

New Jersey Agricultural Experiment Station



**ESSEX COUNTY 4-H OFFICE  
162 WASHINGTON ST.  
NEWARK, NJ 07102  
ESSEX4H@NJAES.RUTGERS.EDU  
PHONE: (973)353-1337  
ESSEX.NJAES.RUTGERS.EDU/4H**

